

Scaled data based on original data using  
LM-79-08 Approved Method: Electrical and Photometric Measurements of Solid-  
State Lighting Products

Test Report Prepared for  
Cooper Lighting Solutions  
(formerly Eaton)

Brand: McGRAW-EDISON

Report Number: P228300

Luminaire Tested: **ISC-AF-800-LED-E1-SL3-7050**

Issue Date: 3/3/2020

**Test Information**

Test Method: LM-79-08  
Report Number: P228300  
TEST IS SCALED FROM IESNA LM-79-08 TEST DATA (P29762)  
Test Lab: INNOVATION CENTER-P2  
Issue Date: 3/3/2020  
Manufacturer: COOPER LIGHTING SOLUTIONS (FORMERLY EATON)  
Product Line: MCGRAW-EDISON  
Catalog Number: ISC-AF-800-LED-E1-SL3-7050  
Description: IMPACT ELITE LED CYLINDER LUMINAIRE  
LIGHT SQUARE WITH ACCULED OPTICS-TYPE III W/SPILL CONTROL  
Light Source: (16) 5000K CCT, 70 CRI LEDs  
Ballast/Driver: ELECTRONIC DRIVER

**Summary**

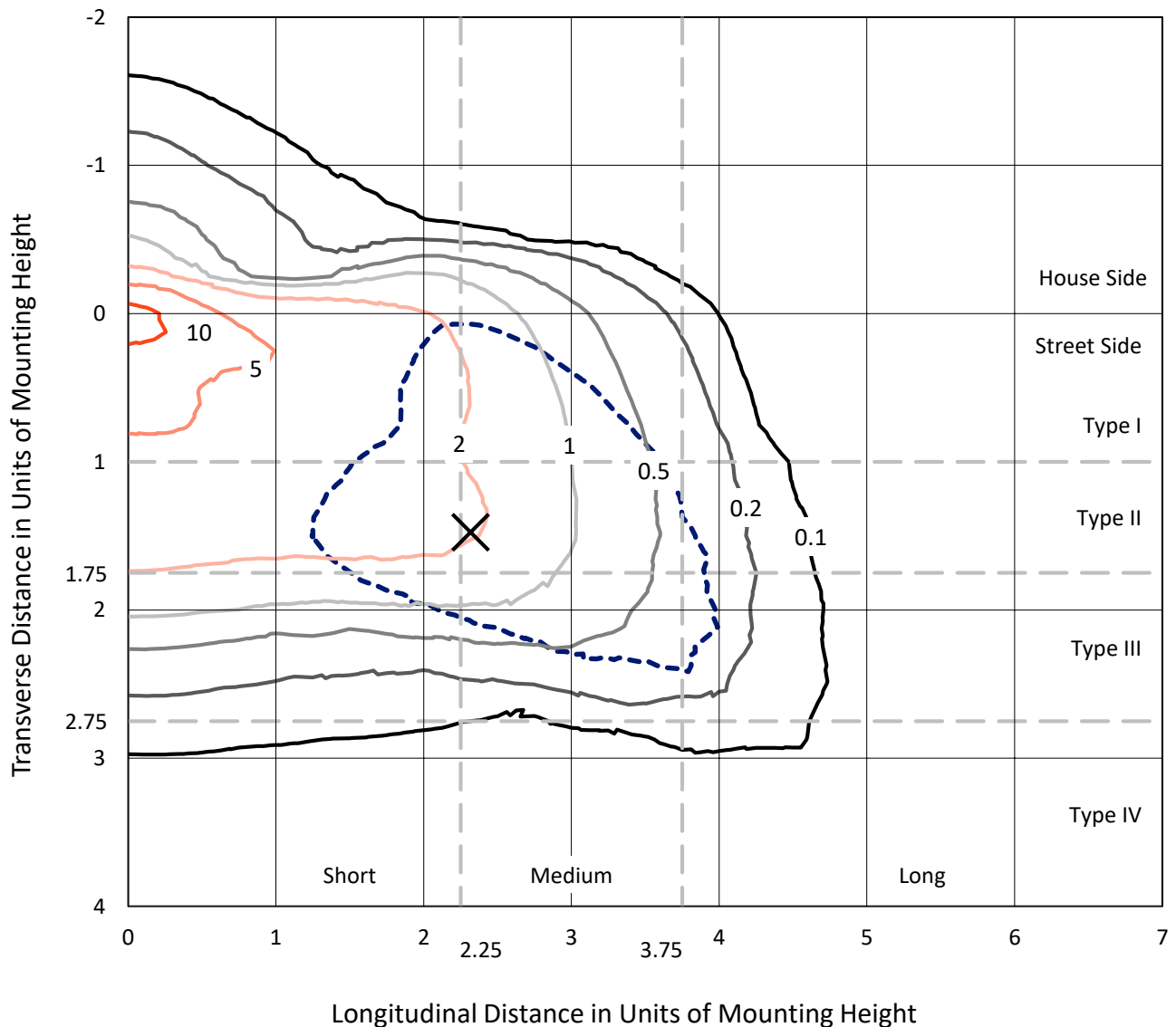
Lumens per Lamp: N/A  
Luminaire Lumens: 4552 lumens  
Efficiency: N/A  
Efficacy: 104.6 lumens/watt  
Luminous Opening: Rectangular (W 0.5' x L: 0.5' x H: 0')  
IES Classification: Type III - Medium - Non-Cutoff  
BUG Rating: B1 - U0 - G2  
  
Input Watts (W): 43.5  
Input Voltage (V): 120  
Input Current (Ain): NR  
Voltage Rise (V): NR  
Power Factor: NR  
Total Harmonic Distortion (THDi): NR  
Frequency (hertz): 60  
Stabilization Time: NR  
Operation Time: NR  
Ambient Temperature (°C): NR  
Test Distance: 25 FT



REPORT NUMBER: P228300  
 CATALOG NUMBER: ISC-AF-800-LED-E1-SL3-7050

### Iso-Footcandle Lines of Horizontal Illumination

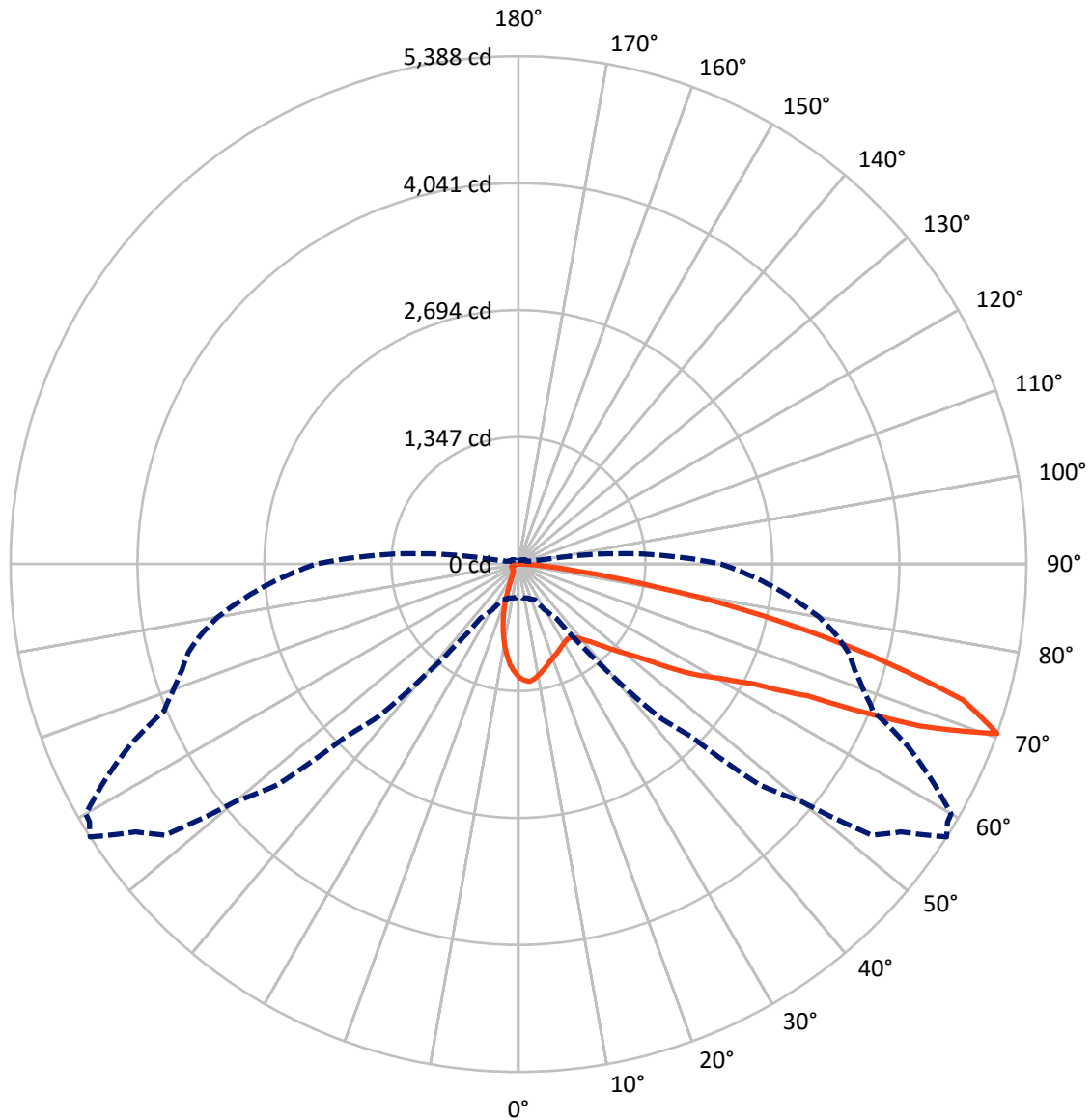
× Max cd  
 - - - 1/2 Max cd



Based on 10 foot mounting height. Maximum calculated value = 12 fc  
 Type III - Medium - Non-Cutoff

REPORT NUMBER: P228300  
CATALOG NUMBER: ISC-AF-800-LED-E1-SL3-7050

### Luminous Intensity Polar Plot



— Vertical Plane Through 57.5-Deg Lateral    - - - Horizontal Cone Through 70-Deg Vertical

REPORT NUMBER: P228300

CATALOG NUMBER: ISC-AF-800-LED-E1-SL3-7050

**FLUX DISTRIBUTION:**

		Downward	Upward	Total
<b>House Side</b>	Lumens	563.3	0.0	563.3
	% Fixture	12.4	0.0	12.4
<b>Street Side</b>	Lumens	3988.7	0.0	3988.7
	% Fixture	87.6	0.0	87.6
<b>Total</b>	Lumens	4552.0	0.0	4552.0
	% Fixture	100.0	0.0	100.0

**Coefficient of Utilization**

**ZONAL LUMENS:**

Zone	Lumens	% Fixture
0°-10°	104.0	2.3
10°-20°	225.9	5.0
20°-30°	283.8	6.2
30°-40°	371.0	8.1
40°-50°	556.5	12.2
50°-60°	879.8	19.3
60°-70°	1268.2	27.9
70°-80°	784.9	17.2
80°-90°	77.8	1.7
90°-100°	0.0	0.0
100°-110°	0.0	0.0
110°-120°	0.0	0.0
120°-130°	0.0	0.0
130°-140°	0.0	0.0
140°-150°	0.0	0.0
150°-160°	0.0	0.0
160°-170°	0.0	0.0
170°-180°	0.0	0.0
0°-90°	4552.0	100.0
0°-180°	4552.0	100.0



REPORT NUMBER: P228300

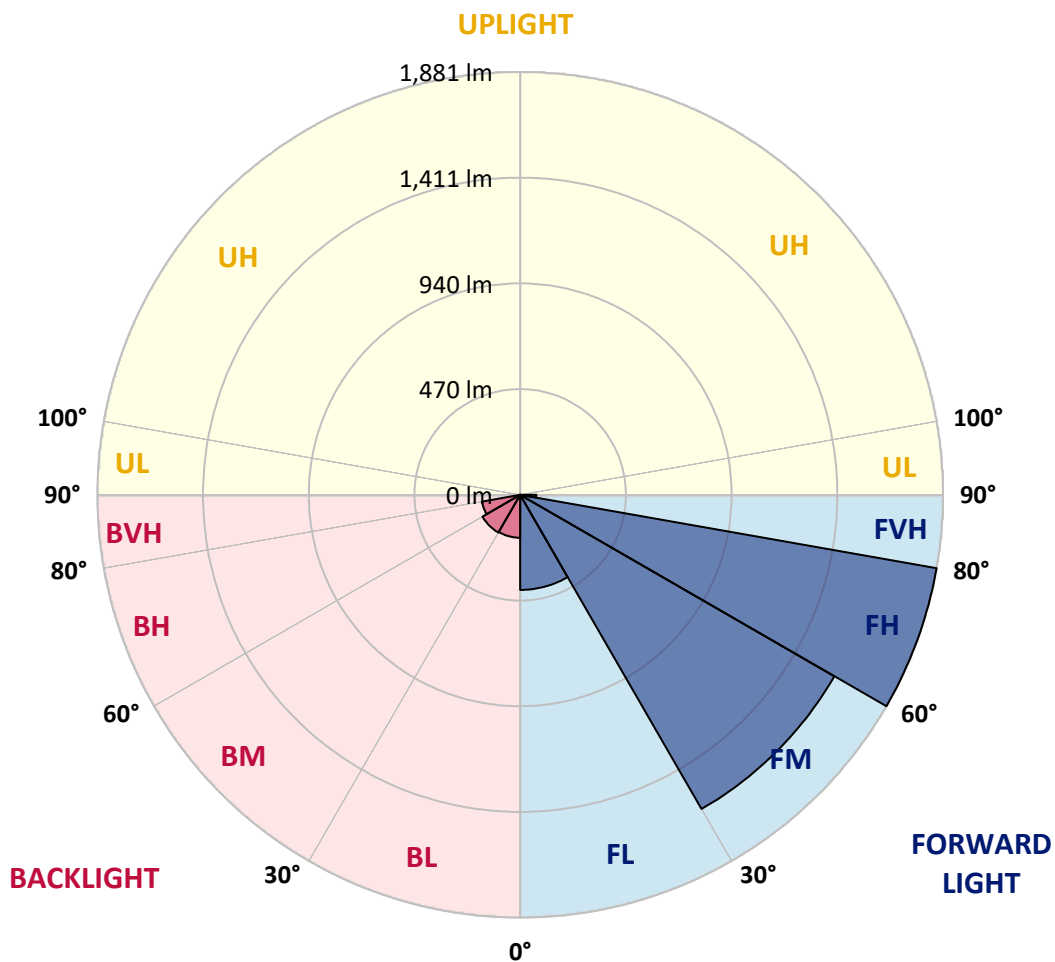
CATALOG NUMBER: ISC-AF-800-LED-E1-SL3-7050

**LUMINAIRE CLASSIFICATION SYSTEM LUMEN TABLE AND BUG RATING:**

Zone		Lumens	% Fixture	Zone Rating/Lumen Limit		
				B	U	G
FL	(0°-30°)	422.8	9.3			
FM	(30°-60°)	1613.6	35.4			
FH	(60°-80°)	1880.7	41.3			G2/5000
FVH	(80°-90°)	71.6	1.6			G1/100
BL	(0°-30°)	191.0	4.2	B1/500		
BM	(30°-60°)	193.7	4.3	B0/220		
BH	(60°-80°)	172.4	3.8	B1/500		G1/500
BVH	(80°-90°)	6.2	0.1			G0/10
UL	(90°-100°)	0.0	0.0		U0/0	
UH	(100°-180°)	0.0	0.0		U0/0	

**BUG Rating: B1-U0-G2**

Type III Medium





REPORT NUMBER: P228300  
 CATALOG NUMBER: ISC-AF-800-LED-E1-SL3-7050

**CANDELA DISTRIBUTION (FULL):**

	0°	5°	15°	25°	35°	37.5°	40°	42.5°	45°	47.5°	50°
0°	1204.8	1204.8	1204.8	1204.8	1204.8	1204.8	1204.8	1204.8	1204.8	1204.8	1204.8
2.5°	1264.6	1263.0	1259.7	1253.3	1250.1	1253.3	1250.1	1245.2	1238.8	1243.6	1240.4
5°	1261.4	1264.6	1258.1	1253.3	1261.4	1264.6	1258.1	1258.1	1251.7	1258.1	1254.9
7.5°	1198.4	1200.0	1201.6	1200.0	1221.0	1221.0	1217.8	1221.0	1222.6	1225.8	1227.4
10°	1119.2	1120.9	1124.1	1128.9	1154.8	1158.0	1159.6	1162.8	1167.7	1170.9	1180.6
12.5°	1040.1	1043.3	1049.8	1065.9	1093.4	1096.6	1101.5	1106.3	1114.4	1119.2	1137.0
15°	973.9	975.5	982.0	999.7	1040.1	1048.2	1051.4	1057.9	1074.0	1074.0	1093.4
17.5°	912.5	915.7	920.6	941.6	982.0	994.9	1004.6	1007.8	1028.8	1033.6	1056.3
20°	865.7	867.3	868.9	888.3	925.4	944.8	952.9	965.8	982.0	994.9	1014.3
22.5°	839.8	841.4	838.2	846.3	878.6	902.8	912.5	925.4	931.9	954.5	965.8
25°	841.4	843.1	835.0	830.1	846.3	872.1	880.2	893.1	889.9	922.2	922.2
27.5°	857.6	860.8	852.8	838.2	839.8	860.8	865.7	870.5	860.8	893.1	886.7
30°	889.9	893.1	883.4	872.1	854.4	867.3	867.3	867.3	849.5	877.0	865.7
32.5°	923.8	927.0	923.8	915.7	893.1	896.4	889.9	886.7	862.4	885.1	867.3
35°	973.9	975.5	977.1	977.1	944.8	951.3	933.5	923.8	901.2	919.0	894.7
37.5°	1033.6	1033.6	1044.9	1049.8	1014.3	1014.3	994.9	982.0	961.0	967.4	943.2
40°	1086.9	1091.8	1117.6	1132.2	1099.9	1086.9	1070.8	1059.5	1043.3	1043.3	1019.1
42.5°	1148.3	1158.0	1188.7	1216.1	1198.4	1179.0	1162.8	1151.5	1143.5	1141.8	1116.0
45°	1224.2	1235.5	1269.4	1295.3	1300.1	1285.6	1272.7	1261.4	1254.9	1251.7	1229.1
47.5°	1309.8	1321.1	1351.8	1382.5	1405.1	1401.9	1387.3	1376.0	1380.9	1377.6	1363.1
50°	1405.1	1411.6	1430.9	1466.5	1518.2	1529.5	1526.2	1518.2	1527.8	1527.8	1514.9
52.5°	1481.0	1485.9	1500.4	1542.4	1628.0	1653.8	1674.8	1691.0	1707.1	1716.8	1708.7
55°	1550.5	1550.5	1552.1	1605.4	1733.0	1775.0	1821.8	1855.7	1876.7	1915.5	1931.6
57.5°	1663.5	1655.4	1653.8	1710.4	1858.9	1902.5	1970.4	2018.8	2047.9	2127.0	2125.4
60°	1631.2	1634.4	1692.6	1858.9	2117.3	2156.1	2217.5	2269.2	2324.1	2382.2	2387.1
62.5°	1406.7	1414.8	1502.0	1750.7	2282.1	2484.0	2672.9	2816.7	2897.4	2949.1	2878.0
65°	985.2	1004.6	1122.5	1426.1	2101.2	2412.9	2711.7	3044.4	3299.6	3695.3	3809.9
67.5°	491.0	505.5	524.9	747.8	1569.8	2007.5	2419.4	2873.2	3212.4	3793.8	4118.4
70°	352.1	358.5	373.1	419.9	702.6	1051.4	1535.9	2185.2	2584.1	3461.1	3919.8
72.5°	272.9	279.4	298.8	365.0	465.1	513.6	610.5	998.1	1484.2	2390.3	3010.5
75°	211.6	221.3	248.7	329.5	447.4	474.8	479.7	515.2	587.9	1061.1	1687.7
77.5°	148.6	150.2	177.7	284.3	434.5	487.7	479.7	479.7	489.4	541.0	721.9
80°	98.5	100.1	117.9	197.0	381.2	444.1	491.0	468.4	470.0	478.1	491.0
82.5°	51.7	54.9	69.4	119.5	222.9	300.4	408.6	426.4	419.9	428.0	424.8
85°	14.5	14.5	24.2	45.2	109.8	116.3	180.9	247.1	251.9	285.9	305.2
87.5°	0.0	0.0	0.0	0.0	0.0	0.0	0.0	4.8	6.5	14.5	16.2
90°	0.0	0.0	0.0	0.0	0.0	0.0	0.0	0.0	0.0	0.0	0.0



REPORT NUMBER: P228300

CATALOG NUMBER: ISC-AF-800-LED-E1-SL3-7050

**CANDELA DISTRIBUTION (continued):**

	52.5°	55°	57.5°	59°	60°	62.5°	65°	67.5°	70°	72.5°	75°
0°	1204.8	1204.8	1204.8	1204.8	1204.8	1204.8	1204.8	1204.8	1204.8	1204.8	1204.8
2.5°	1243.6	1237.1	1235.5	1232.3	1233.9	1229.1	1227.4	1221.0	1221.0	1217.8	1214.5
5°	1251.7	1245.2	1251.7	1240.4	1242.0	1237.1	1229.1	1229.1	1222.6	1217.8	1208.1
7.5°	1229.1	1229.1	1230.7	1224.2	1225.8	1224.2	1214.5	1212.9	1203.2	1203.2	1191.9
10°	1187.1	1187.1	1193.5	1188.7	1190.3	1188.7	1183.8	1182.2	1179.0	1179.0	1161.2
12.5°	1138.6	1148.3	1158.0	1153.2	1153.2	1156.4	1156.4	1158.0	1156.4	1154.8	1140.2
15°	1098.2	1112.8	1122.5	1120.9	1122.5	1130.5	1133.8	1135.4	1140.2	1138.6	1125.7
17.5°	1061.1	1077.2	1085.3	1091.8	1096.6	1103.1	1112.8	1117.6	1124.1	1122.5	1109.5
20°	1027.2	1041.7	1056.3	1064.3	1065.9	1078.9	1090.2	1104.7	1107.9	1111.2	1095.0
22.5°	991.6	1004.6	1033.6	1028.8	1040.1	1064.3	1070.8	1091.8	1091.8	1103.1	1080.5
25°	961.0	962.6	1007.8	999.7	1009.4	1053.0	1057.9	1095.0	1085.3	1101.5	1075.6
27.5°	930.3	928.7	983.6	973.9	985.2	1044.9	1048.2	1099.9	1090.2	1109.5	1075.6
30°	907.7	902.8	965.8	946.4	962.6	1036.9	1038.5	1104.7	1096.6	1122.5	1086.9
32.5°	902.8	894.7	949.7	935.1	951.3	1028.8	1038.5	1122.5	1112.8	1145.1	1099.9
35°	923.8	910.9	957.7	944.8	957.7	1032.0	1046.6	1149.9	1138.6	1175.8	1130.5
37.5°	962.6	952.9	991.6	978.7	988.4	1054.6	1067.6	1185.5	1183.8	1229.1	1177.4
40°	1030.4	1020.7	1051.4	1033.6	1041.7	1103.1	1109.5	1235.5	1240.4	1295.3	1243.6
42.5°	1122.5	1106.3	1130.5	1109.5	1120.9	1175.8	1169.3	1296.9	1311.4	1387.3	1327.6
45°	1240.4	1219.4	1233.9	1211.3	1219.4	1266.2	1248.4	1379.3	1393.8	1487.5	1434.2
47.5°	1369.6	1343.7	1361.5	1332.4	1337.3	1387.3	1355.0	1477.8	1500.4	1618.3	1566.6
50°	1524.6	1490.7	1497.2	1469.7	1472.9	1523.0	1487.5	1598.9	1626.4	1757.2	1712.0
52.5°	1723.3	1674.8	1674.8	1637.7	1639.3	1689.4	1645.7	1742.7	1773.3	1905.8	1875.1
55°	1984.9	1946.2	1938.1	1899.3	1886.4	1896.1	1834.7	1902.5	1936.5	2060.8	2036.6
57.5°	2193.3	2188.4	2212.6	2157.7	2144.8	2148.0	2070.5	2075.4	2114.1	2211.0	2219.1
60°	2446.8	2454.9	2458.1	2412.9	2408.1	2362.8	2283.7	2270.8	2319.2	2385.4	2411.3
62.5°	2850.6	2842.5	2802.1	2768.2	2737.5	2616.4	2572.8	2501.7	2569.6	2606.7	2660.0
65°	3717.9	3633.9	3375.5	3398.1	3317.3	3054.1	3016.9	2873.2	2979.8	2981.4	3081.5
67.5°	4577.1	4741.8	4583.5	4586.8	4404.3	3927.8	3813.2	3527.3	3587.1	3517.6	3569.3
70°	4724.1	4955.0	5387.9	5310.3	5300.6	4934.0	4548.0	4071.6	3892.3	3743.7	3624.2
72.5°	4065.1	4296.1	4930.8	4754.7	4821.0	4932.4	4530.3	4173.3	3772.8	3583.8	3325.4
75°	2860.3	3193.0	3837.4	3745.3	3793.8	3977.9	3632.3	3590.3	3126.8	3000.8	2603.5
77.5°	1532.7	1944.5	2666.5	2553.4	2574.4	2679.4	2319.2	2244.9	1797.6	1673.2	1222.6
80°	689.6	956.1	1497.2	1371.2	1334.0	1274.3	938.4	739.7	452.2	300.4	208.3
82.5°	457.1	474.8	663.8	575.0	537.8	444.1	287.5	169.6	134.1	113.1	108.2
85°	306.9	281.0	279.4	247.1	229.3	180.9	134.1	84.0	69.4	58.1	53.3
87.5°	17.8	11.3	16.2	17.8	12.9	11.3	8.1	0.0	1.6	0.0	1.6
90°	0.0	0.0	0.0	0.0	0.0	0.0	0.0	0.0	0.0	0.0	0.0





REPORT NUMBER: P228300

CATALOG NUMBER: ISC-AF-800-LED-E1-SL3-7050

**CANDELA DISTRIBUTION (continued):**

	77.5°	80°	85°	90°	95°	100°	102.5°	105°	107.5°	110°	112.5°
0°	1204.8	1204.8	1204.8	1204.8	1204.8	1204.8	1204.8	1204.8	1204.8	1204.8	1204.8
2.5°	1206.5	1206.5	1204.8	1193.5	1187.1	1183.8	1172.5	1170.9	1166.1	1164.5	1164.5
5°	1204.8	1198.4	1190.3	1174.2	1158.0	1143.5	1138.6	1127.3	1119.2	1109.5	1109.5
7.5°	1182.2	1175.8	1158.0	1133.8	1112.8	1091.8	1080.5	1064.3	1051.4	1038.5	1035.3
10°	1156.4	1146.7	1122.5	1090.2	1062.7	1025.6	1011.0	990.0	975.5	956.1	936.7
12.5°	1128.9	1122.5	1093.4	1056.3	1014.3	967.4	944.8	915.7	896.4	873.7	844.7
15°	1117.6	1104.7	1067.6	1020.7	969.0	912.5	880.2	849.5	820.5	794.6	755.8
17.5°	1103.1	1086.9	1044.9	990.0	925.4	857.6	815.6	781.7	742.9	715.5	671.9
20°	1086.9	1062.7	1017.5	951.3	878.6	797.8	744.5	710.6	658.9	631.5	579.8
22.5°	1074.0	1043.3	988.4	914.1	826.9	736.5	673.5	634.7	576.6	544.3	479.7
25°	1070.8	1033.6	967.4	883.4	783.3	676.7	600.8	562.0	489.4	452.2	376.3
27.5°	1072.4	1028.8	954.5	857.6	744.5	623.4	533.0	487.7	395.7	356.9	269.7
30°	1074.0	1030.4	941.6	835.0	709.0	568.5	461.9	408.6	298.8	264.9	187.3
32.5°	1090.2	1036.9	938.4	817.2	676.7	513.6	381.2	332.7	211.6	192.2	138.9
35°	1109.5	1057.9	944.8	814.0	652.5	458.7	298.8	248.7	151.8	147.0	113.1
37.5°	1149.9	1090.2	970.7	822.1	637.9	402.2	222.9	190.6	119.5	122.7	98.5
40°	1211.3	1145.1	1012.6	846.3	636.3	345.6	164.7	148.6	103.4	106.6	90.4
42.5°	1293.7	1221.0	1077.2	898.0	644.4	292.3	132.4	127.6	95.3	98.5	87.2
45°	1401.9	1327.6	1167.7	964.2	667.0	248.7	116.3	116.3	92.1	95.3	85.6
47.5°	1539.2	1456.8	1279.1	1053.0	702.6	224.5	109.8	111.4	90.4	95.3	85.6
50°	1694.2	1603.8	1421.3	1167.7	757.5	218.0	111.4	111.4	92.1	95.3	85.6
52.5°	1855.7	1771.7	1574.7	1298.5	833.4	232.6	114.7	113.1	92.1	95.3	84.0
55°	2020.4	1944.5	1744.3	1451.9	938.4	284.3	122.7	117.9	92.1	95.3	85.6
57.5°	2185.2	2131.9	1921.9	1616.7	1069.2	377.9	155.0	137.3	101.7	103.4	87.2
60°	2370.9	2332.2	2122.2	1833.1	1254.9	523.3	227.7	172.8	121.1	114.7	93.7
62.5°	2611.6	2601.9	2435.5	2144.8	1553.7	733.2	323.0	210.0	130.8	119.5	100.1
65°	3036.3	3062.2	2903.9	2509.8	1752.3	738.1	314.9	184.1	122.7	113.1	98.5
67.5°	3462.7	3386.8	2979.8	2454.9	1581.1	491.0	200.3	143.7	108.2	105.0	92.1
70°	3446.5	3239.8	2702.0	2146.4	1248.4	266.5	145.4	119.5	96.9	96.9	87.2
72.5°	3091.2	2784.4	2209.4	1699.0	833.4	169.6	122.7	105.0	88.8	87.2	80.8
75°	2327.3	1965.5	1419.6	978.7	371.5	109.8	93.7	85.6	77.5	77.5	71.1
77.5°	1095.0	617.0	342.4	227.7	124.4	74.3	64.6	64.6	63.0	64.6	58.1
80°	148.6	134.1	114.7	100.1	75.9	51.7	46.8	48.5	46.8	48.5	43.6
82.5°	90.4	80.8	66.2	63.0	46.8	35.5	33.9	35.5	32.3	33.9	25.8
85°	43.6	38.8	30.7	29.1	24.2	21.0	17.8	21.0	16.2	17.8	11.3
87.5°	0.0	3.2	1.6	3.2	3.2	3.2	0.0	3.2	0.0	3.2	0.0
90°	0.0	0.0	0.0	0.0	0.0	0.0	0.0	0.0	0.0	0.0	0.0



REPORT NUMBER: P228300

CATALOG NUMBER: ISC-AF-800-LED-E1-SL3-7050

**CANDELA DISTRIBUTION (continued):**

	115°	117.5°	120°	122.5°	125°	127.5°	130°	135°	145°	155°	165°
0°	1204.8	1204.8	1204.8	1204.8	1204.8	1204.8	1204.8	1204.8	1204.8	1204.8	1204.8
2.5°	1156.4	1151.5	1149.9	1143.5	1141.8	1135.4	1133.8	1127.3	1116.0	1111.2	1103.1
5°	1095.0	1086.9	1080.5	1077.2	1064.3	1057.9	1048.2	1035.3	1011.0	999.7	980.3
7.5°	1009.4	1007.8	988.4	982.0	965.8	954.5	940.0	919.0	883.4	862.4	831.8
10°	915.7	909.3	886.7	873.7	852.8	836.6	817.2	786.5	731.6	688.0	641.2
12.5°	828.5	809.1	783.3	763.9	738.1	715.5	692.9	646.0	558.8	487.7	423.1
15°	738.1	709.0	681.6	649.3	621.8	586.3	560.4	499.1	384.4	297.2	256.8
17.5°	646.0	605.6	575.0	531.4	500.7	452.2	424.8	350.5	251.9	213.2	200.3
20°	549.1	495.8	461.9	408.6	377.9	316.6	295.6	242.3	193.8	179.3	176.0
22.5°	445.8	381.2	344.0	285.9	264.9	227.7	211.6	185.7	163.1	156.7	159.9
25°	337.5	268.1	243.9	201.9	193.8	174.4	168.0	155.0	143.7	143.7	148.6
27.5°	240.6	187.3	180.9	155.0	153.4	143.7	138.9	132.4	129.2	132.4	138.9
30°	176.0	142.1	142.1	127.6	127.6	121.1	119.5	116.3	116.3	122.7	129.2
32.5°	138.9	116.3	119.5	108.2	109.8	105.0	106.6	105.0	106.6	111.4	116.3
35°	116.3	100.1	105.0	95.3	98.5	93.7	96.9	96.9	100.1	101.7	103.4
37.5°	103.4	92.1	95.3	88.8	92.1	87.2	92.1	92.1	93.7	93.7	93.7
40°	95.3	85.6	90.4	84.0	88.8	84.0	88.8	88.8	87.2	85.6	87.2
42.5°	90.4	84.0	88.8	82.4	87.2	82.4	85.6	84.0	80.8	80.8	80.8
45°	88.8	82.4	85.6	80.8	84.0	79.1	82.4	80.8	75.9	74.3	77.5
47.5°	88.8	80.8	85.6	79.1	82.4	77.5	80.8	75.9	71.1	71.1	75.9
50°	88.8	80.8	85.6	79.1	82.4	75.9	77.5	72.7	66.2	67.8	74.3
52.5°	90.4	84.0	87.2	80.8	82.4	72.7	75.9	69.4	64.6	66.2	71.1
55°	92.1	84.0	87.2	77.5	79.1	72.7	72.7	69.4	64.6	64.6	69.4
57.5°	92.1	82.4	84.0	75.9	77.5	69.4	71.1	67.8	63.0	61.4	64.6
60°	95.3	85.6	85.6	74.3	75.9	67.8	69.4	66.2	61.4	58.1	59.8
62.5°	98.5	87.2	88.8	77.5	77.5	69.4	71.1	64.6	58.1	54.9	56.5
65°	98.5	87.2	88.8	79.1	79.1	71.1	71.1	64.6	54.9	51.7	51.7
67.5°	93.7	85.6	87.2	79.1	79.1	71.1	71.1	63.0	53.3	48.5	46.8
70°	90.4	82.4	84.0	74.3	75.9	67.8	67.8	59.8	50.1	45.2	42.0
72.5°	82.4	75.9	75.9	69.4	67.8	59.8	59.8	54.9	46.8	40.4	37.1
75°	71.1	64.6	63.0	56.5	56.5	51.7	50.1	45.2	38.8	33.9	32.3
77.5°	58.1	50.1	50.1	42.0	42.0	37.1	38.8	33.9	29.1	27.5	25.8
80°	42.0	33.9	33.9	27.5	27.5	22.6	24.2	22.6	21.0	21.0	19.4
82.5°	25.8	17.8	19.4	14.5	17.8	12.9	14.5	12.9	12.9	11.3	11.3
85°	12.9	6.5	9.7	4.8	8.1	1.6	4.8	3.2	3.2	3.2	3.2
87.5°	1.6	0.0	1.6	0.0	0.0	0.0	0.0	0.0	0.0	0.0	0.0
90°	0.0	0.0	0.0	0.0	0.0	0.0	0.0	0.0	0.0	0.0	0.0

REPORT NUMBER: P228300

CATALOG NUMBER: ISC-AF-800-LED-E1-SL3-7050

**CANDELA DISTRIBUTION (continued):**

	175°	180°
0°	1204.8	1204.8
2.5°	1095.0	1099.9
5°	973.9	975.5
7.5°	826.9	823.7
10°	631.5	623.4
12.5°	407.0	395.7
15°	245.5	242.3
17.5°	197.0	197.0
20°	176.0	176.0
22.5°	163.1	163.1
25°	153.4	155.0
27.5°	145.4	145.4
30°	135.7	135.7
32.5°	119.5	119.5
35°	106.6	105.0
37.5°	95.3	96.9
40°	87.2	88.8
42.5°	84.0	84.0
45°	80.8	80.8
47.5°	80.8	80.8
50°	79.1	80.8
52.5°	77.5	77.5
55°	72.7	74.3
57.5°	67.8	69.4
60°	63.0	63.0
62.5°	56.5	56.5
65°	51.7	51.7
67.5°	45.2	45.2
70°	40.4	40.4
72.5°	35.5	35.5
75°	30.7	30.7
77.5°	25.8	24.2
80°	19.4	19.4
82.5°	11.3	11.3
85°	3.2	3.2
87.5°	0.0	0.0
90°	0.0	0.0

(END OF REPORT)